

Statement Showing Shareholding Pattern


Name of the Company : Abhishek Corporation Limited

Scrip Code, Name of the scrip, class of security :

BSE	532831	Quarter Ended :		30.06.2015
NSE	Abhishek			
Partly paid-up Shares:	No. of partly paid-up shares:	As a % of total No. of partly paid-up shares:	As a % of total No. of shares of the company:	
Held by promoter / Promoter group	0	0	0	
Held by public	0	0	0	
Total	0	0	0	
Outstanding convertible securities:	No. of outstanding securities	As a % of total No. of outstanding convertible securities	As a % of total no. of shares of the company, assuming full conversion of the convertible securities	
Held by promoter / Promoter group	0	0	0	
Held by public	0	0	0	
Total	0	0	0	
Warrants:	No. of Warrants	As a % of total no. of warrants	As a % of total no. of shares of the company, assuming full conversion of warrants	
Held by promoter / Promoter group	0	0	0	
Held by public	0	0	0	
Total	0	0	0	
Total paid-up capital of the company, assuming full conversion of warrants and convertible securities				16008462


Category code	Category of Shareholder	Number of Shareholders	Total number of shares	Number of shares held in dematerialized form	Total shareholding as a percentage of total number of shares		Shares Pledged or otherwise encumbered	
					As a percentage of (A+B) ¹	As a percentage of (A+B+C)	Number of shares	As a percentage
(A)	Shareholding of Promoter and Promoter Group²							
1	Indian							
(a)	Individuals/ Hindu Undivided Family	7.00	9,225,416	9,225,416	57.63	57.63	8,164,316	88.50
(b)	Central Government/ State Government(s)	-	-	-	-	-	-	-
(c)	Bodies Corporate	-	-	-	-	-	-	-
(d)	Financial Institutions/ Banks	-	-	-	-	-	-	-
(e)	Any Others(Specify)	-	-	-	-	-	-	-
(e-i)		-	-	-	-	-	-	-
(e-ii)		-	-	-	-	-	-	-
		-	-	-	-	-	-	-
	Sub Total(A)(1)	7.00	9,225,416	9,225,416	57.63	57.63	8,164,316	88.50
2	Foreign							
a	Individuals (Non-Residents Individuals/ Foreign Individuals)	-	-	-	-	-	-	-
b	Bodies Corporate	-	-	-	-	-	-	-
c	Institutions	-	-	-	-	-	-	-
d	Any Others(Specify)	-	-	-	-	-	-	-
d-i		-	-	-	-	-	-	-
d-ii		-	-	-	-	-	-	-
		-	-	-	-	-	-	-
	Sub Total(A)(2)	-	-	-	-	-	-	-
	Total Shareholding of Promoter and Promoter Group (A)= (A)(1)+(A)(2)	7	9,225,416	9,225,416	57.63	57.63	8,164,316	88.50
(B)	Public shareholding							
1	Institutions							

(a)	Mutual Funds/ UTI	-	-	-	-	-	-	-	-
(b)	Financial Institutions / Banks	-	-	-	-	-	-	-	-
(c)	Central Government/ State Government(s)	-	-	-	-	-	-	-	-
(d)	Venture Capital Funds	-	-	-	-	-	-	-	-
(e)	Insurance Companies	-	-	-	-	-	-	-	-
(f)	Foreign Institutional Investors	-	-	-	-	-	-	-	-
(g)	Foreign Venture Capital Investors	-	-	-	-	-	-	-	-
(h)	Any Other (specify)	-	-	-	-	-	-	-	-
(h-i)		-	-	-	-	-	-	-	-
(h-ii)		-	-	-	-	-	-	-	-
		-	-	-	-	-	-	-	-
		-	-	-	-	-	-	-	-
	Sub-Total (B)(1)	-	-	-	-	-	-	-	-
B 2	Non-institutions								
(a)	Bodies Corporate	104	1,620,957	1,620,957	10.13	10.13	-	-	-
(b)	Individuals				-	-			
I	Individuals -i. Individual shareholders holding nominal share capital up to Rs 1 lakh	3,864	1,900,548	1,899,999	11.87	11.87	-	-	-
II	ii. Individual shareholders holding nominal share capital in excess of Rs. 1 lakh.	27	3,227,884	3,227,884	20.16	20.16			
(c)	Qualified Foreign Investor	-	-	-	-	-			
(d)	Any other								
(d-i)	Directors/Relatives	-	-	-	-	-			
(d-ii)	Clearing Member	21	10,482	10,482	0.07	0.07			
(d-iii)	Trust	-	-	-	-	-			
(d-iv)	NRIs	15	16,092	16,092	0.10	0.10			
(d-v)	NRN	3	7,083	7,083	0.04	0.04			
(d-vi)	Foreign Company	-	-	-	-	-			
	Sub-Total (B)(2)	4,034	6,783,046	6,782,497	42.37	42.37			
(B)	Total Public Shareholding (B)= (B)(1)+(B)(2)	4,034	6,783,046	6,782,497	42.37	42.37			
	TOTAL (A)+(B)	4,041	16,008,462	16,007,913	100.00	100.00	8,164,316	51.00	
(C)	Shares held by Custodians and against which Depository Receipts have been issued					0.00	0.00		
	GRAND TOTAL (A)+(B)+(C)	4,041	16,008,462	16,007,913	100.00	100.00	8,164,316	51.00	



(l)(c)(i) Statement showing holding of securities (including shares, warrants, convertible securities) of persons belonging to the category "Public" and holding more than 1% of the total number of shares

Sr. No.	Name of the shareholder	Number of shares	Shares as a percentage of total number of shares {i.e., Grand Total (A)+(B)+(C) indicated in Statement at para (l)(a) above}	Details of Warrants		Details of convertible securities		Total shares (including underlying shares assuming full conversion of warrants and convertible securities) as a % of diluted share capital
				Number of warrants held	As a % total number of warrants of the same class	Number of convertible securities held	% w.r.t. total number of convertible securities of the same class	
1	Rama Jawahar Swetta	2,000,000	12.49	-	-	-	-	12.49
2	Blue Mark Mercantile Pvt Ltd	1,356,229	8.47	-	-	-	-	8.47
3	Nisha Sumandas Jain	330,254	2.06	-	-	-	-	2.06
				-	-	-	-	-
TOTAL		3,686,483	23.03	-	-	-	-	23.03



(i)(c)(ii) Statement showing holding of securities (including shares, warrants, convertible securities) of persons belonging to the category "Public" and holding more than 5% of the total number of shares

Sr. No.	Name of the shareholder	Number of shares	Shares as a percentage of total number of shares (i.e., Grand Total (A)+(B)+(C) indicated in Statement at para (i)(a) above)	Details of Warrants		Details of convertible securities		Total shares (including underlying shares assuming full conversion of warrants and convertible securities) as a % of diluted share capital
				Number of warrants held	As a % total number of warrants of the same class	Number of convertible securities held	% w.r.t. total number of convertible securities of the same class	
1	Rama Jawahar Swetta	2,000,000	12.49	-	-	-	-	12.49
2	Blue Mark Mercantile Pvt Ltd	1,356,229	8.47	-	-	-	-	8.47
TOTAL		3,356,229	20.97					20.97




(I)(d) Statement showing details of locked-in shares

Sr. No.	Name of the shareholder	Number of locked-in shares	Locked-in shares as a percentage of total number of shares {i.e., Grand Total (A)+(B)+(C) Indicated in Statement at para (I)(a) above}
1	ANIL SHANTARAM PATIL	15	0.0000937
2	ARVIND GOVIND GAONKAR	15	0.0000937
3	ANINASH VISHWASRAO PATIL	15	0.0000937
TOTAL		45	0.0002811



(ii)(a) Statement showing details of Depository Receipts (DRs)

Sr. No.	Type of outstanding DR (ADRs, GDRs, SDRs, etc.)	Number of outstanding DRs	Number of shares underlying outstanding DRs	Shares underlying outstanding DRs as a percentage of total number of shares (i.e., Grand Total (A)+(B)+(C) indicated in Statement at para (i)(a) above}
1	Nil			
2		Nil		
3			Nil	
4				
5				
TOTAL				



(II)(b) Statement showing Holding of Depository Receipts (DRs), where underlying shares are in excess of 1% of the total number of shares.

Sr. No.	Name of the DR Holder	Type of outstanding DR (ADRs, GDRs, SDRs, etc.)	Number of shares underlying outstanding DRs	Shares underlying outstanding DRs as a percentage of total number of shares {i.e., Grand Total (A)+(B)+(C) indicated in Statement at para (I)(a) above}
1	Nil	Nil	Nil	Nil
2				
3				
4				
5				
6				
TOTAL				



(III) (a) Statement showing the voting pattern of shareholders, if more than one class of shares/securities is issued by the issuer.

Sr. no. (I)	Category of shareholder (II)	Number of Voting Rights held in each class of securities			Total Voting Rights (III+IV+V) (VI)	Total Voting Rights i.e. (VI)	
		Class X (III)	Class Y (IV)	Class Z (V)		As a percentage (VII)	As a percentage of (A+B+C) (VIII)
(A)	Promoter and Promoter Group						
	-1 Indian						
(a)	Individuals/Hindu Undivided Family	0	0	0	0	0	0
(b)	Central Government/State Government(s)	0	0	0	0	0	0
(c)	Bodies Corporate	0	0	0	0	0	0
(d)	Financial Institutions/Banks	0	0	0	0	0	0
(e)	Any Other (Total)	0	0	0	0	0	0
	Sub-Total (A)(1)	0	0	0	0	0	0
	-2 Foreign						
(a)	Individuals (Non-Resident Individuals/	0	0	0	0	0	0
(b)	Bodies Corporate	0	0	0	0	0	0
(c)	Institutions	0	0	0	0	0	0
(d)	Qualified Foreign Investor	0	0	0	0	0	0
(e)	Any Other (Total)	0	0	0	0	0	0
	Sub-Total (A)(2)	0	0	0	0	0	0
	Total Shareholding of Promoter and	0	0	0	0	0	0
(B)	Public shareholding						
	-1 Institutions						
(a)	Mutual Funds/UTI	0	0	0	0	0	0
(b)	Financial Institutions/Banks	0	0	0	0	0	0
(c)	Central Government/State Government	0	0	0	0	0	0
(d)	Venture Capital Funds	0	0	0	0	0	0
(e)	Insurance Companies	0	0	0	0	0	0
(f)	Foreign Institutional Investors	0	0	0	0	0	0
(g)	Foreign Venture Capital Investors	0	0	0	0	0	0
(h)	Qualified Foreign Investor	0	0	0	0	0	0
(i)	Any Other (Total)	0	0	0	0	0	0
	Sub-Total (B)(1)	0	0	0	0	0	0
	-2 Non-institutions						
(a)	Bodies Corporate	0	0	0	0	0	0
(b)	Individuals - i. Individual Shareholders Holding Nominal Share C	0	0	0	0	0	0
(c)	Individuals - ii. Individual Shareholder	0	0	0	0	0	0
(d)	Qualified Foreign Investor	0	0	0	0	0	0
(e)	Any Other (Total)	0	0	0	0	0	0
	Sub-Total (B)(2)	0	0	0	0	0	0
	Total Public Shareholding (B)= (B)(1)	0	0	0	0	0	0
	TOTAL (A)+(B)	0	0	0	0	0	0
(C)	Shares held by Custodians and against						
C1	Promoter and Promoter Group	0	0	0	0	0	0
C2	Public	0	0	0	0	0	0
	GRAND TOTAL (A)+(B)+(C)	0	0	0	0	0	0

